

# Veritas InfoScale 7.3.1 Getting Started Guide - Windows

Last updated: 2017-11-05

## Legal Notice

Copyright © 2017 Veritas Technologies LLC. All rights reserved.

Veritas and the Veritas Logo are trademarks or registered trademarks of Veritas Technologies LLC or its affiliates in the U.S. and other countries. Other names may be trademarks of their respective owners.

This product may contain third party software for which Veritas is required to provide attribution to the third party ("Third Party Programs"). Some of the Third Party Programs are available under open source or free software licenses. The License Agreement accompanying the Software does not alter any rights or obligations you may have under those open source or free software licenses. Refer to the third party legal notices document accompanying this Veritas product or available at:

<https://www.veritas.com/about/legal/license-agreements>

The product described in this document is distributed under licenses restricting its use, copying, distribution, and decompilation/reverse engineering. No part of this document may be reproduced in any form by any means without prior written authorization of Veritas Technologies LLC and its licensors, if any.

THE DOCUMENTATION IS PROVIDED "AS IS" AND ALL EXPRESS OR IMPLIED CONDITIONS, REPRESENTATIONS AND WARRANTIES, INCLUDING ANY IMPLIED WARRANTY OF MERCHANTABILITY, FITNESS FOR A PARTICULAR PURPOSE OR NON-INFRINGEMENT, ARE DISCLAIMED, EXCEPT TO THE EXTENT THAT SUCH DISCLAIMERS ARE HELD TO BE LEGALLY INVALID. VERITAS TECHNOLOGIES LLC SHALL NOT BE LIABLE FOR INCIDENTAL OR CONSEQUENTIAL DAMAGES IN CONNECTION WITH THE FURNISHING, PERFORMANCE, OR USE OF THIS DOCUMENTATION. THE INFORMATION CONTAINED IN THIS DOCUMENTATION IS SUBJECT TO CHANGE WITHOUT NOTICE.

The Licensed Software and Documentation are deemed to be commercial computer software as defined in FAR 12.212 and subject to restricted rights as defined in FAR Section 52.227-19 "Commercial Computer Software - Restricted Rights" and DFARS 227.7202, et seq. "Commercial Computer Software and Commercial Computer Software Documentation," as applicable, and any successor regulations, whether delivered by Veritas as on premises or hosted services. Any use, modification, reproduction release, performance, display or disclosure of the Licensed Software and Documentation by the U.S. Government shall be solely in accordance with the terms of this Agreement.

Veritas Technologies LLC  
500 E Middlefield Road  
Mountain View, CA 94043

<http://www.veritas.com>

## Technical Support

Technical Support maintains support centers globally. All support services will be delivered in accordance with your support agreement and the then-current enterprise technical support policies. For information about our support offerings and how to contact Technical Support, visit our website:

<https://www.veritas.com/support>

You can manage your Veritas account information at the following URL:

<https://my.veritas.com>

If you have questions regarding an existing support agreement, please email the support agreement administration team for your region as follows:

Worldwide (except Japan)

[CustomerCare@veritas.com](mailto:CustomerCare@veritas.com)

Japan

[CustomerCare\\_Japan@veritas.com](mailto:CustomerCare_Japan@veritas.com)

## Documentation

Make sure that you have the current version of the documentation. Each document displays the date of the last update on page 2. The latest documentation is available on the Veritas website:

<https://sort.veritas.com/documents>

## Documentation feedback

Your feedback is important to us. Suggest improvements or report errors or omissions to the documentation. Include the document title, document version, chapter title, and section title of the text on which you are reporting. Send feedback to:

[doc.feedback@veritas.com](mailto:doc.feedback@veritas.com)

You can also see documentation information or ask a question on the Veritas community site:

<http://www.veritas.com/community/>

## Veritas Services and Operations Readiness Tools (SORT)

Veritas Services and Operations Readiness Tools (SORT) is a website that provides information and tools to automate and simplify certain time-consuming administrative tasks. Depending on the product, SORT helps you prepare for installations and upgrades, identify risks in your datacenters, and improve operational efficiency. To see what services and tools SORT provides for your product, see the data sheet:

[https://sort.veritas.com/data/support/SORT\\_Data\\_Sheet.pdf](https://sort.veritas.com/data/support/SORT_Data_Sheet.pdf)

# Getting started with Veritas InfoScale

This document includes the following topics:

- [About this document](#)
- [About the Veritas InfoScale product suite](#)
- [Product workflows](#)
- [User interfaces](#)
- [Planning tools](#)
- [Technical assistance](#)
- [Documentation](#)

## About this document

The Veritas InfoScale products are used for enterprise data management and protection, high availability, and disaster recovery. This document provides an overview of the InfoScale products and their components that are available in the 7.3.1 release.

The following documents provide further information that is common to all the InfoScale products:

- *Veritas InfoScale Release Notes*
- *Veritas InfoScale What's New Guide*
- *Veritas InfoScale Installation and Upgrade Guide*

For information about the InfoScale product components and their capabilities, refer to the corresponding administrator's guides and agent guides.

For information about configuring and administering your applications with the InfoScale products, refer to the application-specific implementation guides and solutions guides.

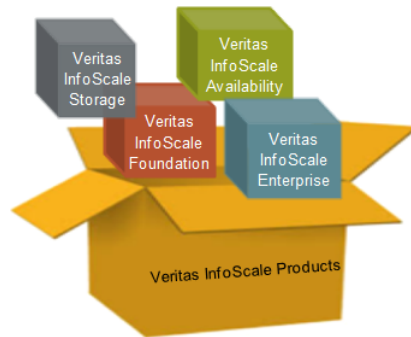
See [“Documentation”](#) on page 18.

## About the Veritas InfoScale product suite

Veritas InfoScale products address enterprise IT service continuity needs. They provide resiliency and software defined storage for critical services across your data center infrastructure.

The Veritas InfoScale product suite offers the following products:

- Veritas InfoScale Foundation
- Veritas InfoScale Availability
- Veritas InfoScale Storage
- Veritas InfoScale Enterprise

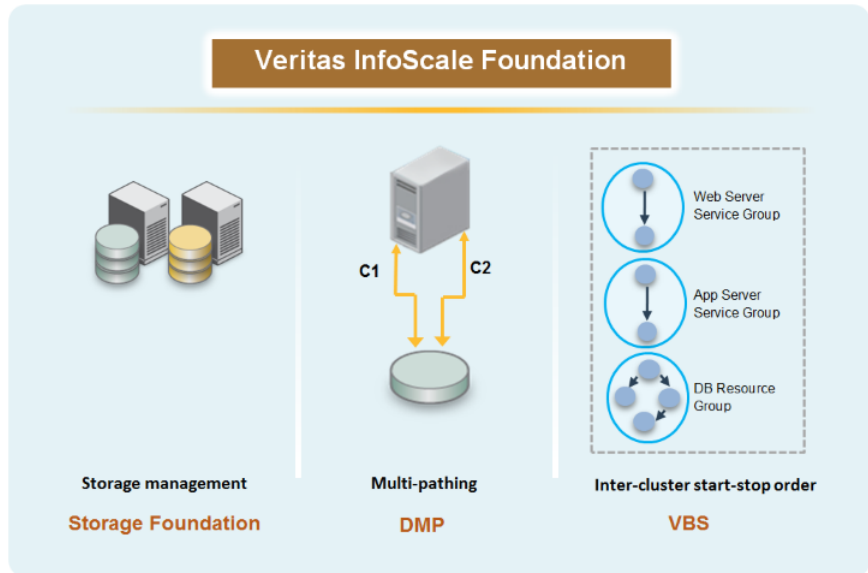


### Veritas InfoScale Foundation

Veritas InfoScale Foundation simplifies the management of storage across the data center, with an efficient application-aware storage management solution. This product works across heterogeneous storage and server environments.

The following figure depicts the components that Veritas InfoScale Foundation offers.

**Figure 1-1** Veritas InfoScale Foundation components

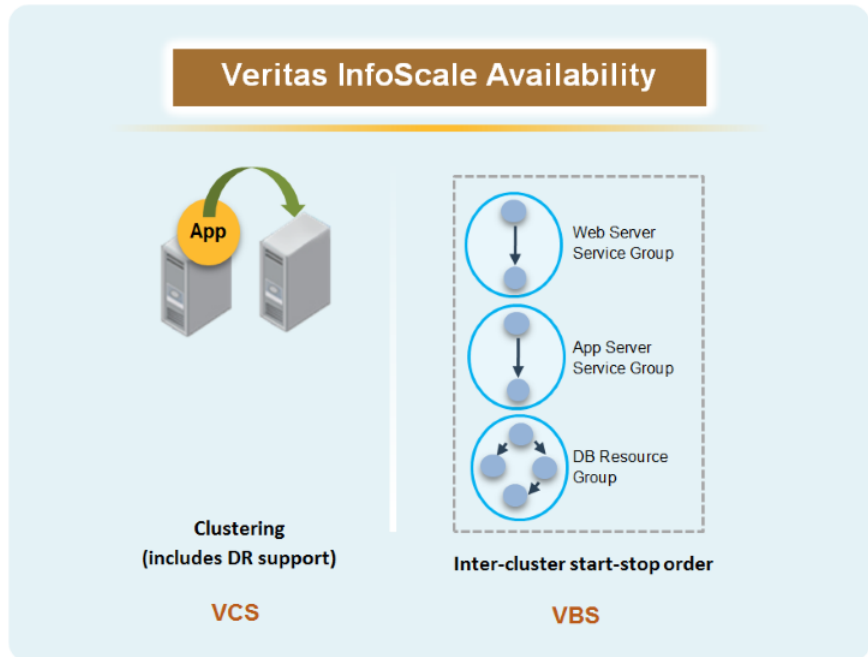


## Veritas InfoScale Availability

Veritas InfoScale Availability is a comprehensive high availability and disaster recovery solution that protects critical business services from planned and unplanned downtime. The critical business services include individual databases, custom applications, and complex multi-tiered applications, which may span across physical and virtual environments and over any distance.

The following figure depicts the components that Veritas InfoScale Availability offers.

**Figure 1-2** Veritas InfoScale Availability components

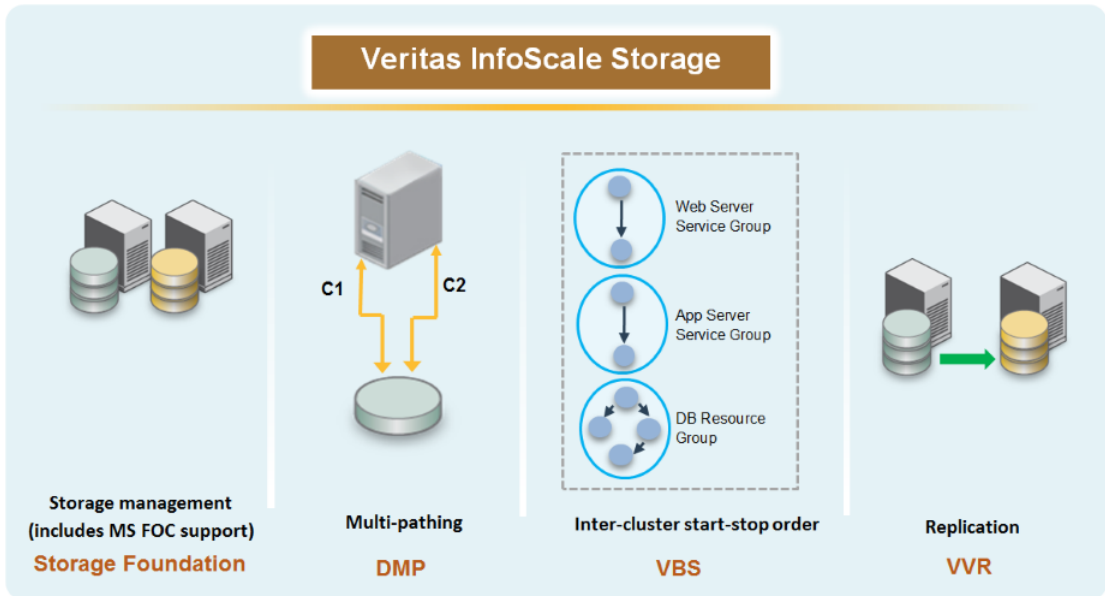


## Veritas InfoScale Storage

Veritas InfoScale Storage provides a high-performance storage management solution that maximizes storage efficiency, data availability, operating system agility, and performance. This product works across heterogeneous server and storage environments.

The following figure depicts the components that Veritas InfoScale Storage offers.

**Figure 1-3** Veritas InfoScale Storage components

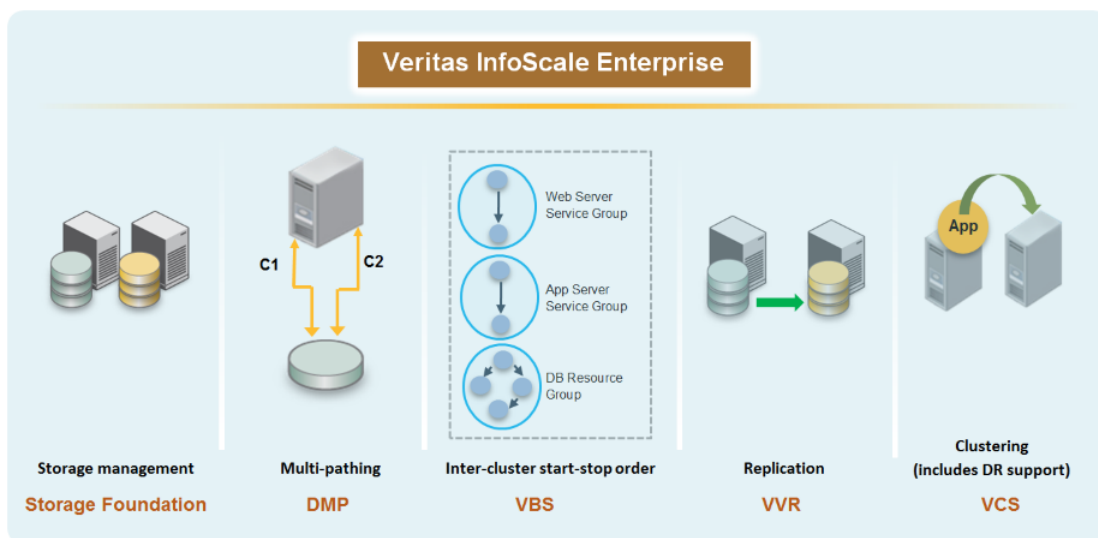


## Veritas InfoScale Enterprise

Veritas InfoScale Enterprise provides a powerful combination of comprehensive storage management and application availability. This product helps you to increase performance, flexibility, and efficiency in your data center. With built-in application acceleration, Veritas InfoScale Enterprise lets you optimize data efficiently across heterogeneous storage or server environments and recover applications instantly from downtime. This product delivers unmatched performance and protection for business-critical applications across physical, virtual, or cloud deployments.

The following figure depicts the components that Veritas InfoScale Enterprise offers.

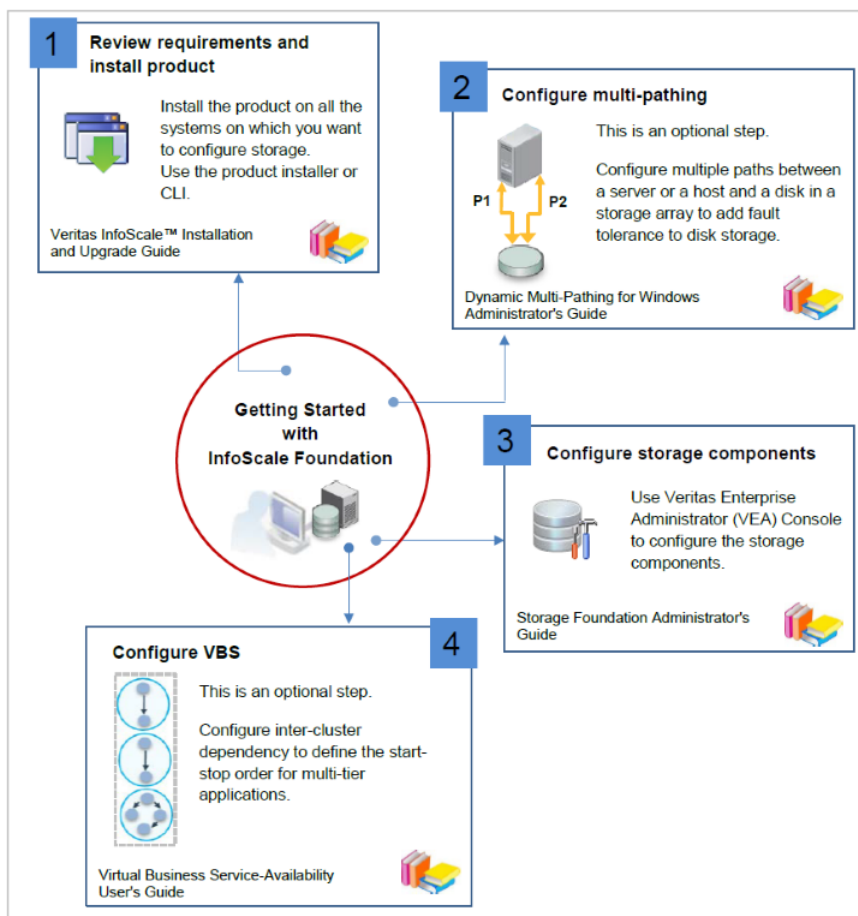


**Figure 1-4** Veritas InfoScale Enterprise components

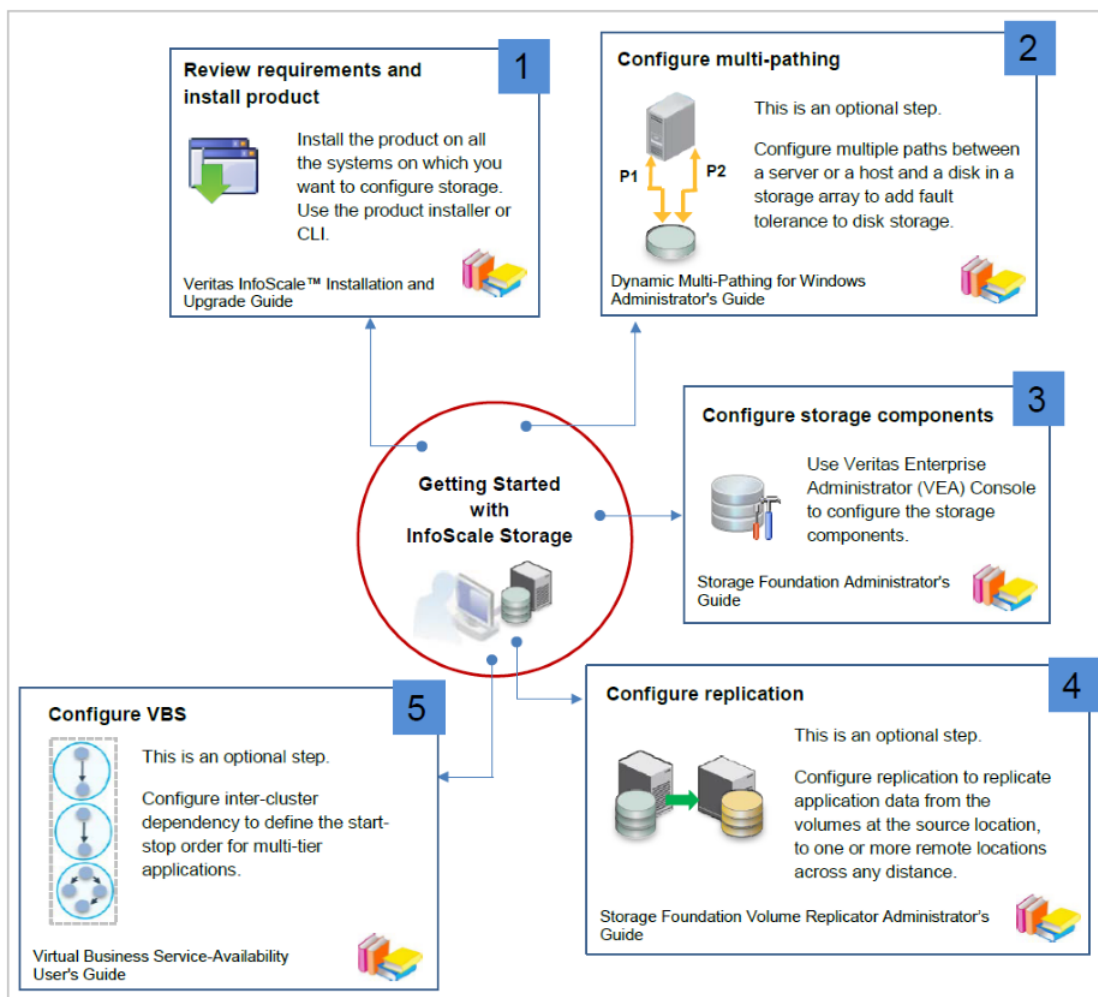
## Product workflows

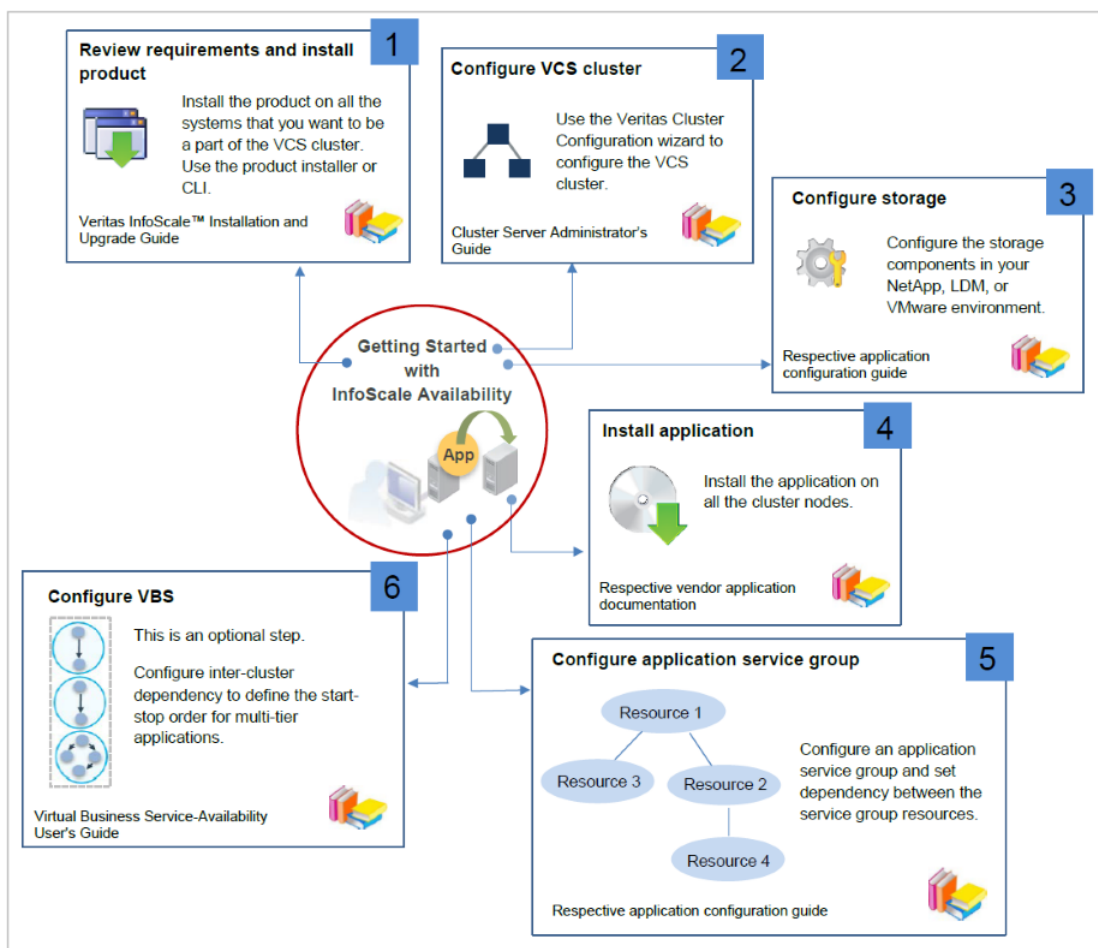
Veritas InfoScale products can be installed and configured in many different ways depending on the complexity of your IT environment. The following figures depict the basic implementation workflows for each of the InfoScale products, so that you can get started quickly.

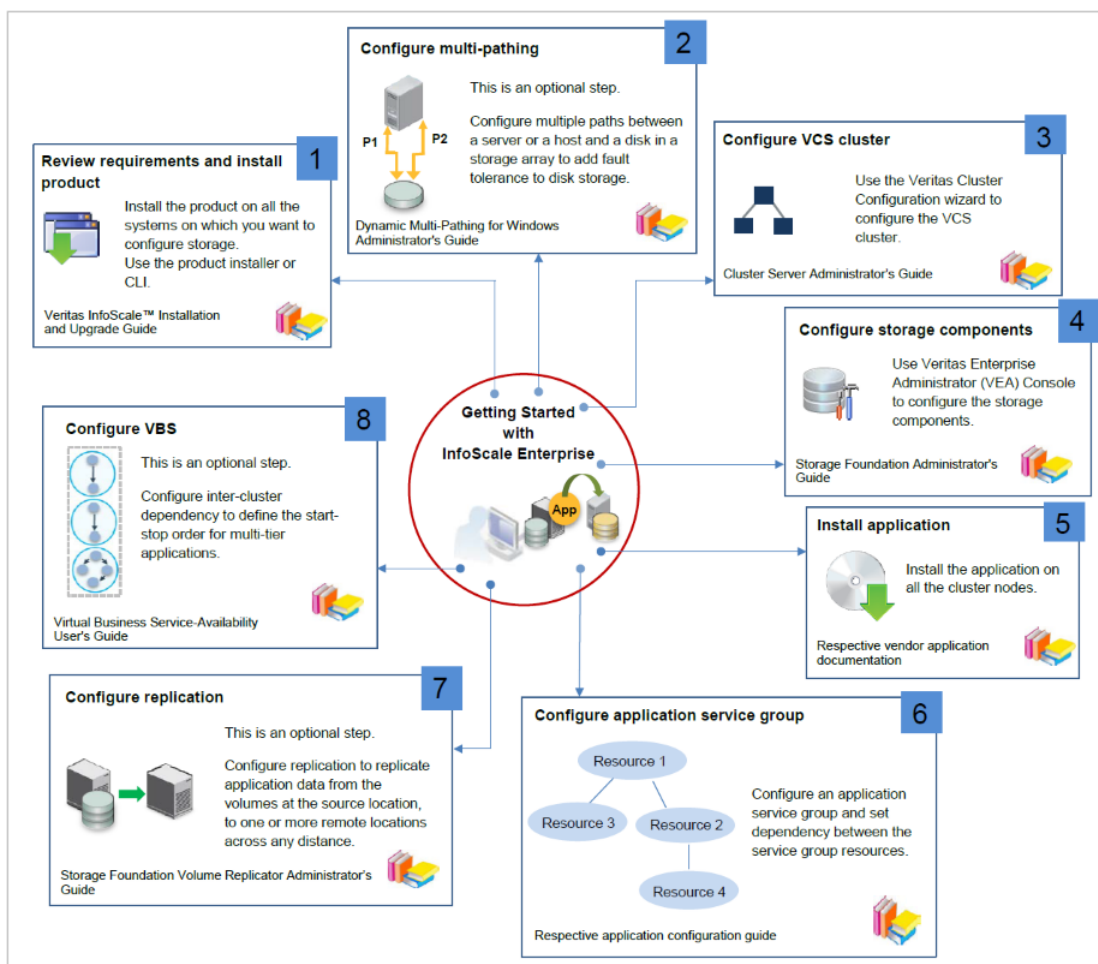
**Figure 1-5** Getting started with InfoScale Foundation



**Figure 1-6** Getting started with InfoScale Storage



**Figure 1-7** Getting started with InfoScale Availability

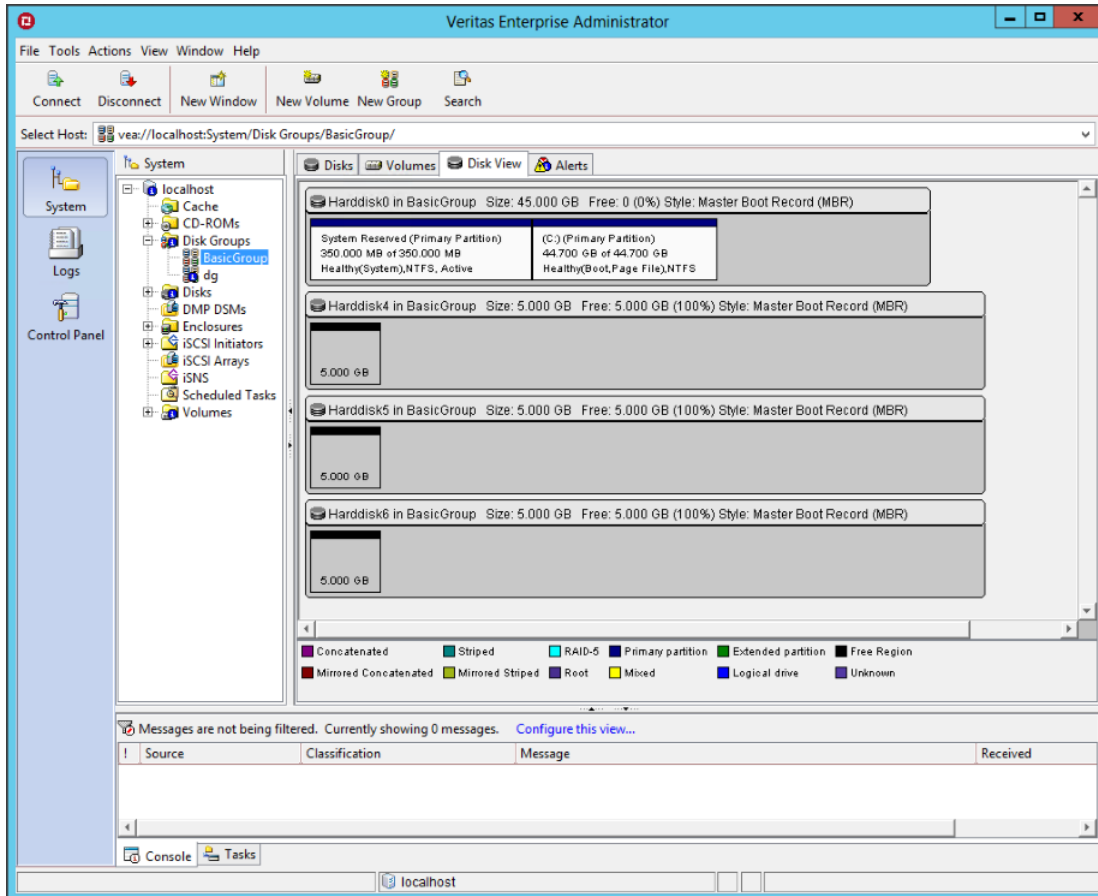
**Figure 1-8** Getting started with InfoScale Enterprise

## User interfaces

The InfoScale products offer the following user interfaces:

### Veritas Enterprise Administrator (VEA) console

The Veritas Enterprise Administrator (VEA) console provides a graphical view of your storage. It lets you monitor and manage storage objects, which include disk groups, disks, volumes, and Fibre Channel and iSCSI storage arrays. The following figure depicts the Disk Groups view of a system.



## Cluster Manager (Java console)

The Cluster Manager interface, which is also referred to as the Java console, offers complete administration capabilities for a cluster. You can use the different views in the Java console to monitor clusters and VCS objects, which include service groups, systems, resources, and resource types.

The Cluster Manager (Java console) is available at:

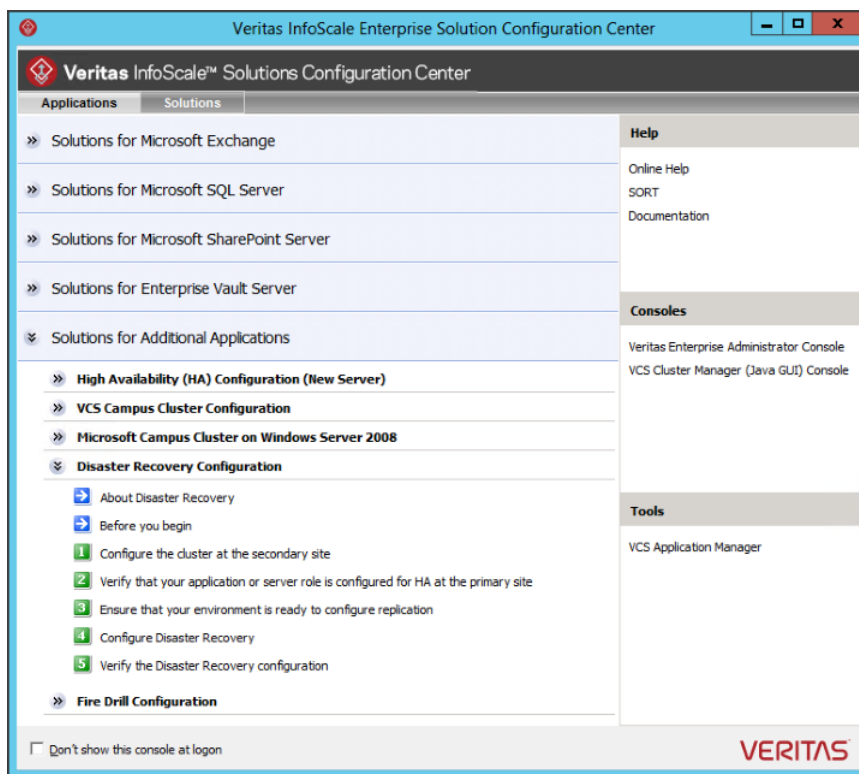
<https://www.veritas.com/content/trial/en/us/vcs-utilities.html>

## Solutions Configuration Center (SCC)

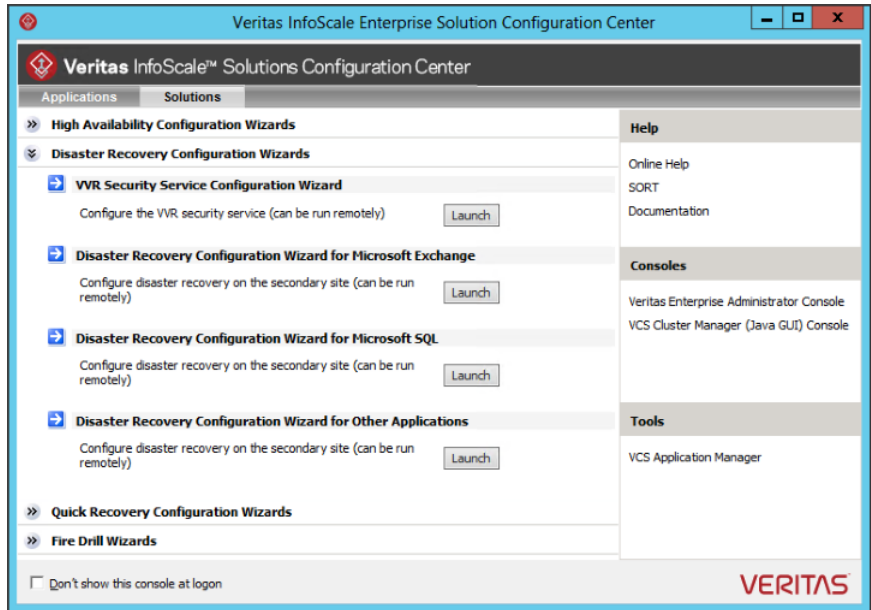
The Solutions Configuration Center (SCC) interface guides you through setting up your InfoScale environment for various configurations:

- Local area high availability at a single site for new or existing application installations
- Metropolitan area disaster recovery with campus clusters
- Wide area disaster recovery with global clusters
- Quick recovery for on-host recovery of application data
- Fire drill to test the readiness of your disaster recovery environment

The Applications tab lets you configure an application for different solutions, by guiding you through the workflow. The following figure depicts the Disaster Recovery Configuration workflow for generic applications.



The Solutions tab lets you easily access a wizard to configure your application for a particular solution. The following figure depicts the list of Disaster Recovery Configuration Wizards for the supported applications.



## Command-line interfaces (CLIs)

The InfoScale products also provide many CLIs that let you set up your availability and storage configurations. For example, the `VCWsilent` utility lets you create and delete clusters, one at a time. For further information about these CLIs, refer to the appropriate administrator's guides.

## Symantec High Availability dashboard

Cluster Server provides the Symantec High Availability dashboard, which is an interface that integrates with the VMware vSphere Web Client. Use this dashboard to administer application monitoring at a cluster-level or data center-level in a VMware virtual environment that involves non-shared VMware virtual disks.

## Symantec High Availability view

Cluster Server provides the Symantec High Availability tab, which is an interface that integrates with the VMware vSphere Web Client. Use this tab to configure and control application monitoring on an individual virtual machine in a VMware virtual environment that involves non-shared VMware virtual disks.

## Veritas InfoScale Operations Manager

Veritas InfoScale Operations Manager provides a single centralized management console for InfoScale products. You can use it to monitor, visualize, and manage storage and cluster resources, and generate reports about these components in



the Management Server domain. Veritas InfoScale Operations Manager helps administrators centrally manage diverse data center environments.



Veritas InfoScale Operations Manager is available at:

<https://www.veritas.com/content/trial/en/us/veritas-infoscale-operations-manager>

Refer to the *Veritas InfoScale Operations Manager Installation and Configuration Guide* for more information.

## Planning tools

The InfoScale products offer the following planning tools:

### Volume Replicator Advisor (VRAdvisor)

The VRAdvisor tool lets you collect and analyze data to optimize the replication settings for your environment.

The installer for this tool is available at the `\Tools\storage_foundation` location in the software package. For more information, refer to the *Volume Replicator Administrator's Guide*.

### Windows Data Collector

The Windows Data Collector tool lets you gather information about the systems in your network. It thus helps you verify your system configuration before you begin with the product installation.

Windows Data Collector is available on the SORT website, and you can also access it from the Veritas Product Installer. For more information, refer to the *Veritas InfoScale Installation and Upgrade Guide*.

## Veritas Cluster Server Simulator

Veritas Cluster Server (VCS) Simulator lets cluster administrators simulate and test application failover scenarios without affecting production environments.

VCS Simulator is available at:

<https://www.veritas.com/content/trial/en/us/vcs-utilities.html>

# Technical assistance

To seek technical assistance, visit the following Veritas website:

<https://www.veritas.com/support/>

This site also provides access to resources such as tech notes, product alerts, software downloads, hardware compatibility lists, and the Veritas customer email notification service. Use the knowledge base search feature to access additional product information, including current and past releases of product documentation.

# Documentation

Documentation for the Veritas InfoScale products is available in the following formats:

- Adobe Portable Document Format (PDF)  
You can view and print the PDF documents with Adobe Reader.  
For information about the latest version of Adobe Reader, or for help with its installation, visit the Adobe website at:  
<http://www.adobe.com>
- HTML  
Each of the PDF documents is also available online in the HTML format.  
You can navigate through the topics online and print individual topics.

## Location

The documentation is available on the Veritas Services and Operations Readiness Tools (SORT) website at:

<https://sort.veritas.com/documents/>

---

**Note:** The documentation is not installed with the product. We recommend that you copy the PDF files to your local disk for future reference.

---

## Feedback

You can send suggestions for improvements or report on issues in the documentation to:

[doc\\_feedback@veritas.com](mailto:doc_feedback@veritas.com)

Mention the product name and version and the specific document title in your email.